


# PHANTOM

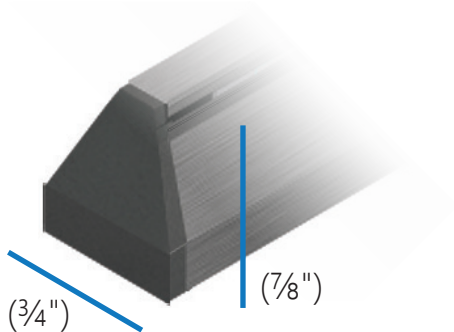
## Touchless Sensor



The PHANTOM Touchless Sensor allows any elevator pushbutton to become touchless. Monitoring the area 0.5" above the pushbuttons, PHANTOM detects finger like objects and activate the button, while rejecting other objects reducing false activations.

To use, the passenger simply brings their finger in proximity of the button to activate the call. Manual button functions remain to meet all code requirements.

- ✓ Touch-free – reduce risk of germ transfer
- ✓ 11.5"H x 10.5"W touch area
- ✓ Works with most elevator pushbuttons
- ✓ Easy Installation



# General Details

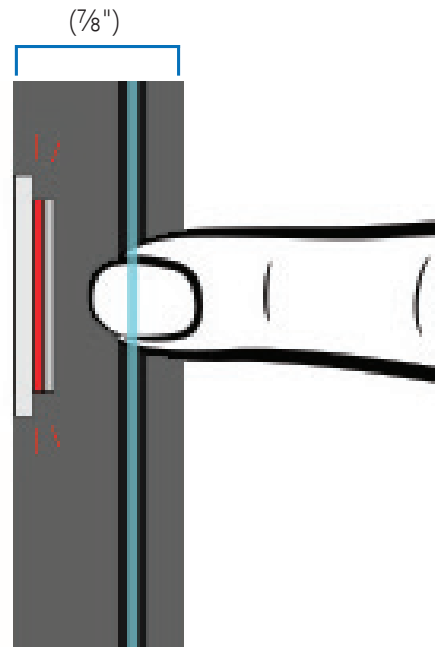
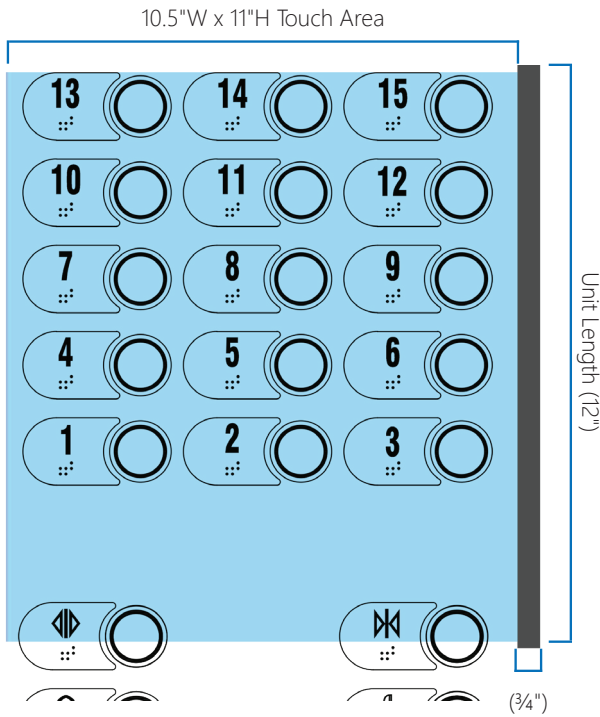
**Material:** Aluminum with plastic end caps.

**Mounting:** Surface mounted, two screws from behind.

**Wiring:** Terminal block with wiring for a common wire and one signal wire per floor. COP Interface board 3X3

**Cleaning:** Wipe down with a damp cloth and mild soap

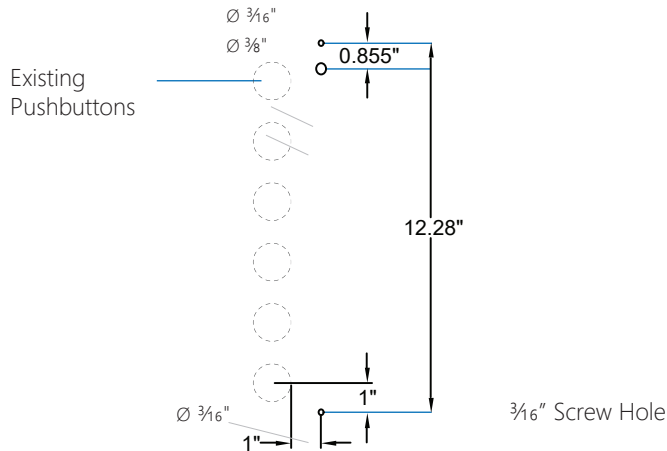
# Product Specifications



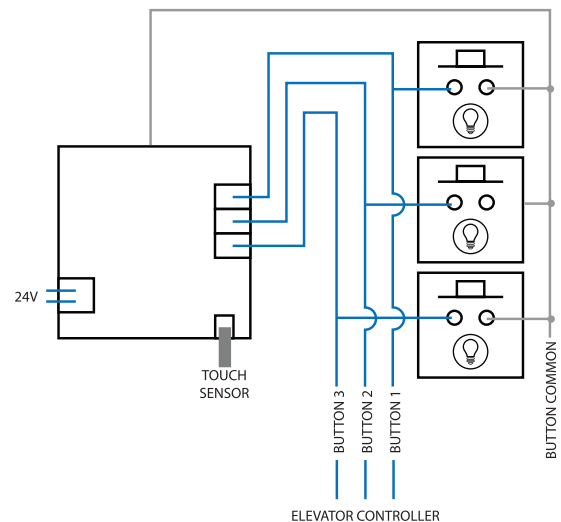
Shown above: triggering beam to activate pushbutton

# Installation Diagram

Drilling template provided




# Wiring Diagram



This publication is for general informational purposes only. Product design is subject to change without notice. Actual product colors, finishes and specifications may vary from graphical representations.

Presented by Lift Solutions Elevator on behalf of MAD Elevator Inc.

Copyright © 2020 MAD Elevator Inc.



[www.liftsolutions.net](http://www.liftsolutions.net)

Scan our QR code to learn more about our Fixtures

888.2777.8310

info@liftsolutions.net

1806 S. Lake Stevens Rd  
Lake Stevens, WA 98258